

# KOMATSU

## PC800-8

## PC800LC-8

**ENGINE POWER**  
370 kW / 496 HP @ 1.800 rpm

**OPERATING WEIGHT**  
PC800-8: 78.400 - 81.300 kg  
PC800LC-8: 81.400 - 84.500 kg

**BUCKET CAPACITY**  
max. 6,0 m<sup>3</sup>

**PC**  
**800**

HYDRAULIC EXCAVATOR



**PC800/LC-8**

**ecot3**

# WALK-AROUND

## ***Productivity features***

- **Large digging force**  
High operating efficiency with large digging force at rugged work sites.
- **High work equipment speed**  
Increased arm and bucket dumping speed means efficient loading.
- **Two-mode setting for the boom**  
Switch selection allows either powerful digging or smooth boom operation.
- **Large drawbar pull and steering force**  
provide excellent mobility.
- **Two powerful swing motors**  
provide excellent swing performance on slopes.
- **Swing priority mode**  
The swing priority mode improves efficiency for loading dump trucks.

## ***Excellent reliability and durability***

- **Strengthened boom and arm**  
with large cross-sections and reliable welding for maximum strength and reliability.
- **Shockless boom**  
Switch selection reduces chassis vibration after sudden stops.
- **Face seals**  
with excellent sealing performance are used for the hydraulic hoses.
- **Protected hydraulic circuit**  
The cool-running hydraulic system is protected with the most extensive filtration system available, including a high pressure in-line filter for each main pump.
- **Sturdy guards**  
shield the travel motors against damage from rocks.
- **Highly reliable electronic devices**  
Exclusively designed electronic devices are certified by severe testing.
  - Controller    • Sensors
  - Connectors   • Heat-resistant wiring

## ***Easy maintenance***

- Reverse rotation function of fan allows easier cleaning of radiator
- Optimised engine checkpoint locations
- Easy detachable radiator and oil cooler

## ***Safety***

- Large handrail, step and catwalk provide easy access to the engine and hydraulic equipment.
- Extreme durable anti slip plates for safe access



## ENGINE POWER

370 kW / 496 HP @ 1.800 rpm

## OPERATING WEIGHT

PC800-8:

78.400 - 81.300 kg

PC800LC-8:

81.400 - 84.500 kg

## BUCKET CAPACITY

max. 6,0 m<sup>3</sup>**Ecology and economy features**

- Engine meets EU Stage IIIA/EPA Tier 3 emissions regulations
- Electronically controlled EGR system
- Reduced NOx emissions
- Variable speed electronic controlled fan
- Four level Economy mode allows optimum combination of fuel economy and production
- Meets EU Stage 2 noise regulations

**Large, comfortable cab**

- Low noise and vibration with cab damper mounting
- Large-capacity cab with narrow corner posts provides improved visibility
- Large-capacity air conditioner
- Pressurised cab prevents external dust from entering

**Advanced monitor features**

- Machine condition can be checked with Equipment Management Monitoring System (EMMS)
- Two working modes combine with "Heavy Lift" mode for maximum productivity



Photo includes optional equipment

**ecot3**  
ecology & economy - technology 3


New generation of Komatsu engines

# ECOLOGY & ECONOMY FEATURES




## Reliable components

All of the major machine components (such as the engine, hydraulic pump, hydraulic motor and control valves) are designed and manufactured by Komatsu. This guarantees that each component is expressly built for the class and model of machine. This ensures that the engineering, manufacturing standards and testing that go into each component are 'totally Komatsu'.



## Engine

The PC800-8 gets its exceptional power and work capacity from its Komatsu SAA6D140E-5 engine. The output is 370 kW (496 HP). Using an electronically controlled EGR system, the engine delivers high power with low fuel consumption and meets EU Stage IIIA and EPA Tier III emissions regulations. NOx emission is reduced by 40%.



## Electronically controlled variable speed fan

The fan speed is electronically controlled according to actual operating conditions, ensuring maximum deployment of engine power to working, while minimising noise.

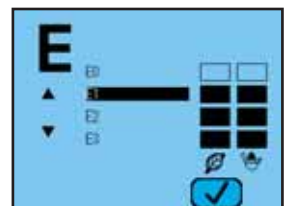


## Reduced noise levels

Reduced noise by adoption of an electronically controlled variable speed fan drive, large hybrid fan, low-noise muffler and cover with glasswool, to meet EU Stage 2 noise regulations.

## 4-stage Economy mode

allows optimum combination of economy and production.



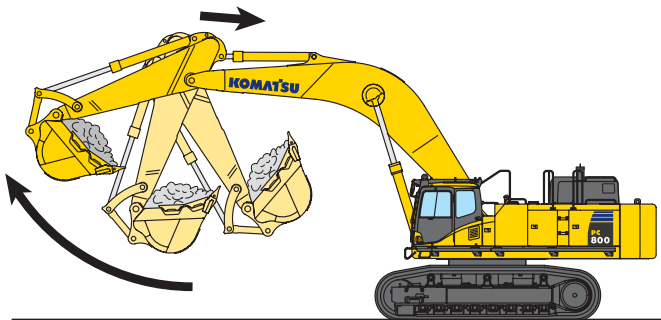
# PRODUCTIVITY FEATURES

## Shockless boom control

The PC800-8 features a shockless valve (double-check slow return valve) that automatically reduces the amount of vibration present when operating the boom. Operator fatigue is reduced (which can improve safety and productivity), and spillage caused by vibration is prevented.

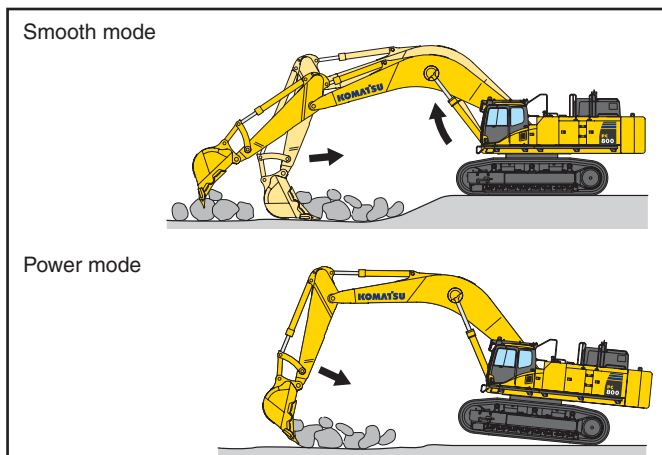
## High work equipment speed

An arm quick return circuit is provided for arm dumping. This returns a portion of oil flow directly to the hydraulic tank at arm dumping to reduce the hydraulic pressure loss. Combined with increased bucket dumping speed, faster loading work is realized.



## Two settings for the boom

Smooth mode provides easy operation for gathering blasted rock and scraping operations. When maximum digging force is needed, switch to the power mode for more effective excavating.



## Large drawbar pull and steering force

Because the machine has a large drawbar pull and a substantial steering force, it provides excellent mobility, even when working on an incline.

## Large digging force

Thanks to the high engine output and an excellent hydraulic system, this machine delivers a powerful digging force.

Bucket digging force: 363 kN (37,0 ton)

Arm crowd force: 298 kN (30,4 ton)

## Power and Economy mode

The PC800-8 excavator is equipped with two working modes. Each mode is designed to match the engine speed, pump speed, and system pressure to the current application, giving the operator the flexibility to match the equipment performance to the job at hand.

Working mode	Advantage
P Power mode	<ul style="list-style-type: none"> <li>• Maximum production/power</li> <li>• Fast cycle times</li> </ul>
E Economy mode (4-stage: E0, E1, E2, E3)	<ul style="list-style-type: none"> <li>• Good cycle times</li> <li>• Good fuel economy</li> </ul>

## Heavy lift mode

Gives the operator 10% more lifting force on the boom when needed for handling rock or heavy lifting applications.

## Swing priority setting

The swing priority setting allows the operator to use the same easy motion for 180° loading as for 90° loading operations. By altering the oil flow, this setting allows you to select either boom or swing as the priority for increased production.

	Advantage
ON	<ul style="list-style-type: none"> <li>• Oil flow to the swing motor is increased</li> <li>• 180° loading operations are most efficient</li> </ul>
OFF	<ul style="list-style-type: none"> <li>• Oil flow to the boom is increased</li> <li>• 90° loading operations are most efficient</li> </ul>

# MAINTENANCE FEATURES



### Centralized service

Engine check points are concentrated on one side of the engine to facilitate daily checks. Thermal guards are placed around high-temperature parts such as the turbocharger.

### Reduced maintenance costs

The hydraulic oil filter replacement has been extended from 500 hours to 1,000 hours. Engine oil and filter replacement has been extended from 250 hours to 500 hours.



### Easier radiator cleaning

Reverse rotation function of fan allows easier cleaning of the radiator.

### Tool box

A large tool box provides plenty of space.



### Motorised grease gun equipped with hose reel

Greasing is made easy with the electric motorised grease gun and indicator.



### Increased fuel tank capacity

The fuel tank capacity has increased from 880 litres to 980 litres to extend the operating hours before refuelling.



### Large handrails and wide catwalk

for easier and safer access.



### Steps connected to the machine cab

Steps allow access from left hand catwalk to top of machine for engine check and maintenance.

### 5-step dust indicator

Informs in 5 steps prior to air cleaner clogging.



### One-touch drain cock

for easier, cleaner engine oil changes.

### Divided type engine cover

The divided engine cover allows inspection points around the engine to be easily accessed.



# WORKING ENVIRONMENT

PC800-8's cab interior is spacious and provides a comfortable working environment...

## SpaceCab™

### Superb visibility

The PC800-8's large capacity cab and increased glass area provide superb front visibility.

### Cab mounts

The new cab damper mounting reduces vibrations and noise at operator's seat.

### Standard heated air suspension seat

### Low-noise design

The noise levels at the operator's ear have been decreased by improving the cab mounts and cab sealing performance.

### Multi-position controls

The multi-position, proportional pressure control levers allow the operator to work in comfort while maintaining precise control. A double-slide mechanism allows the seat and controllers to move together or independently, allowing the operator to position the controllers for maximum productivity and comfort.

### Pressurised cab

The optional air conditioner, air filter, and a higher internal air pressure (6 mm Aq) prevent external dust from entering the cab.

### Automatic air conditioner

A 6.900 kcal air conditioner is utilised. The bi-level control function keeps the operator's head and feet cool and warm respectively. This improved air flow function keeps the inside of the cab comfortable throughout the year.

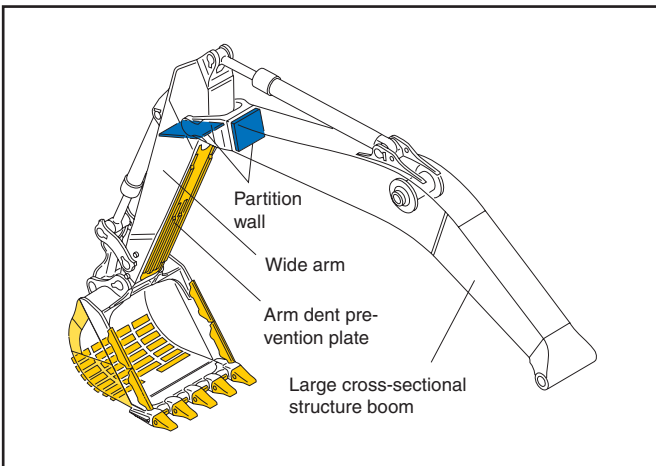


# DURABILITY & RELIABILITY

## Excellent reliability and durability


### Strengthened boom and arm

Thanks to the large cross-sectional structure employing a high tensile strength steel with a thick plate, partition wall, etc., the boom and arm provide excellent durability and are highly resistant to bending and twisting.



### O-ring face seals

The hydraulic hose seal method has been changed from a conventional taper seal to an O-ring seal. This provides improved sealing performance during vibration.



### Metal guard rings

Metal guard rings protect all of the hydraulic cylinders, and improve reliability.



### High pressure In-line filtration

The PC800-8 has the most extensive filtration system available, providing in-line filters as standard equipment. An in-line filter in the outlet port of each main hydraulic pump reduces failure caused by contamination.


### Circuit breaker

With the circuit breaker, the machine can be easily restarted after repairs.



### DT-type connectors

seal tight and have higher reliability.



### Sturdy undercarriage

The undercarriage is strengthened to provide excellent reliability and durability when working on rocky ground or blasted rock.



**2 track roller guards (standard)**



**Extra track roller guard (optional)**



**Full length track roller guards (optional)**

# KOMTRAX™ - KOMATSU TRACKING SYSTEM



The Komatsu Tracking System, KOMTRAX™, provides a revolutionary new way to monitor your equipment, any-time, anywhere. It lets you pin-point the precise location of your machines and obtain real-time machine data. Using GPS transmitter and satellite technology, it's designed to be future proof and will meet your demands today and tomorrow.



KOMTRAX™ server

Check machine location



Customer



Check service meter



Monthly-yearly record

Machine Information	Model	Serial No.	Year	Color	Engine No.	Hydraulic Oil	Hydraulic Filter	Hydraulic Hose	Hydraulic Hose	Hydraulic Hose	Hydraulic Hose	Hydraulic Hose	Hydraulic Hose	Hydraulic Hose	Hydraulic Hose	Hydraulic Hose	Hydraulic Hose	Hydraulic Hose	Hydraulic Hose	Hydraulic Hose
PC800-8	PC800-8	123456789	2008	Yellow	123456789	123456789	123456789	123456789	123456789	123456789	123456789	123456789	123456789	123456789	123456789	123456789	123456789	123456789	123456789	123456789

Service & maintenance record

Machine Information	Model	Serial No.	Year	Color	Engine No.	Hydraulic Oil	Hydraulic Filter	Hydraulic Hose	Hydraulic Hose	Hydraulic Hose	Hydraulic Hose	Hydraulic Hose	Hydraulic Hose	Hydraulic Hose	Hydraulic Hose	Hydraulic Hose	Hydraulic Hose	Hydraulic Hose	Hydraulic Hose	Hydraulic Hose
PC800-8	PC800-8	123456789	2008	Yellow	123456789	123456789	123456789	123456789	123456789	123456789	123456789	123456789	123456789	123456789	123456789	123456789	123456789	123456789	123456789	123456789

Working levels (fuel, hrs etc)

Machine Information	Model	Serial No.	Year	Color	Engine No.	Hydraulic Oil	Hydraulic Filter	Hydraulic Hose	Hydraulic Hose	Hydraulic Hose	Hydraulic Hose	Hydraulic Hose	Hydraulic Hose	Hydraulic Hose	Hydraulic Hose	Hydraulic Hose	Hydraulic Hose	Hydraulic Hose	Hydraulic Hose	Hydraulic Hose
PC800-8	PC800-8	123456789	2008	Yellow	123456789	123456789	123456789	123456789	123456789	123456789	123456789	123456789	123456789	123456789	123456789	123456789	123456789	123456789	123456789	123456789

There are certain countries where KOMTRAX™ is not yet available, please contact your distributor when you want to activate the system. Komtrax will not operate if the satellite signal is blocked or obscured.

# SPECIFICATIONS



## ENGINE

Model..... Komatsu SAA6D140E-5  
 Type..... Common rail direct injection, water-cooled, cooled EGR, turbocharged, after-cooled diesel  
 Engine power  
     at rated engine speed..... 1.800 rpm  
     ISO 14396..... 370 kW / 496 HP  
     ISO 9249 (net engine power)..... 363 kW / 487 HP  
 No. of cylinders..... 6  
 Bore x stroke..... 140 x 165 mm  
 Displacement..... 15,24 ltr  
 Fan drive type..... Hydraulic



## HYDRAULIC SYSTEM

Type..... Open-center load-sensing system  
 Number of selectable working modes..... 2  
 Main pump..... Variable capacity piston pump  
 Pumps for..... Boom, arm, bucket, swing, and travel circuits  
 Maximum pump flow..... 2 x 494 ltr/min  
 Fan drive pump..... Variable capacity piston pump  
 Hydraulic motors:  
     Travel..... 2 x axial piston motor with parking brake  
     Swing..... 2 x axial piston motor with swing holding brake  
 Relief valve settings..... Implement circuits  
     Implement circuits..... 320 kg/cm<sup>2</sup>  
     Travel circuit..... 350 kg/cm<sup>2</sup>  
     Swing circuit..... 290 kg/cm<sup>2</sup>  
     Heavy lift circuit..... 350 kg/cm<sup>2</sup>  
     Pilot circuit..... 30 kg/cm<sup>2</sup>  
 Hydraulic cylinders (No. of cylinders – bore x stroke):  
     Boom..... 2 – 200 mm x 1.950 mm  
     Arm..... 2 – 185 mm x 1.610 mm  
     Bucket (2.945 mm arm)..... 1 – 225 mm x 1.420 mm  
     Bucket (3.600 mm arm)..... 1 – 185 mm x 1.610 mm



## ENVIRONMENT

Engine emissions..... Fully complies with EU Stage IIIA and EPA Tier III exhaust emission regulations  
 Noise levels  
     LwA external..... 108 dB(A) (2000/14/EC Stage 2)  
     LpA operator ear..... 73 dB(A) (ISO 6396 dynamic test)



## OPERATING WEIGHT (APPR.)

Operating weight, including boom, arm, bucket, operator, lubricant, coolant, full fuel tank and the standard equipment.

Work equipment	PC800-8				PC800LC-8			
	7,1 m boom / 2,9 m arm / 4,0 m <sup>3</sup> bucket (SAE)		8,0 m boom / 3,6 m arm / 3,6 m <sup>3</sup> bucket (SAE)		7,1 m boom / 2,9 m arm / 4,0 m <sup>3</sup> bucket (SAE)		8,0 m boom / 3,6 m arm / 3,6 m <sup>3</sup> bucket (SAE)	
Wide double grouser shoes	Operating weight	Ground pressure	Operating weight	Ground pressure	Operating weight	Ground pressure	Operating weight	Ground pressure
610 mm	78.400 kg	1,30 kg/m <sup>2</sup>	79.400 kg	1,31 kg/m <sup>2</sup>	-	-	-	-
710 mm	79.200 kg	1,12 kg/m <sup>2</sup>	80.200 kg	1,14 kg/m <sup>2</sup>	-	-	-	-
810 mm	79.800 kg	0,99 kg/m <sup>2</sup>	80.700 kg	1,00 kg/m <sup>2</sup>	81.400 kg	0,92 kg/m <sup>2</sup>	82.300 kg	0,93 kg/cm <sup>2</sup>
910 mm	80.400 kg	0,89 kg/m <sup>2</sup>	81.300 kg	0,90 kg/m <sup>2</sup>	-	-	-	-
1.010 mm	-	-	-	-	82.900 kg	0,75 kg/m <sup>2</sup>	83.800 kg	0,76 kg/cm <sup>2</sup>
1.110 mm	-	-	-	-	83.600 kg	0,69 kg/m <sup>2</sup>	84.500 kg	0,69 kg/cm <sup>2</sup>



## SWING SYSTEM

Type..... Hydraulic motor  
 Swing reduction..... Planetary gear  
 Swing circle lubrication..... Grease-bathed  
 Swing lock..... Oil disc brake  
 Swing speed..... 6,8 rpm



## DRIVES AND BRAKES

Steering control..... 2 levers with pedals  
 Drive method..... Fully hydrostatic  
 Travel motor..... Axial piston motor, in-shoe design  
 Reduction system..... Planetary double reduction  
 Max. drawbar pull..... 57.000 kg  
 Gradeability..... 70%  
 Max. travel speeds  
     Lo / Hi..... 2,8 / 4,2 km/h  
 Service brake..... Hydraulic lock  
 Parking brake..... Oil disc brake



## UNDERCARRIAGE

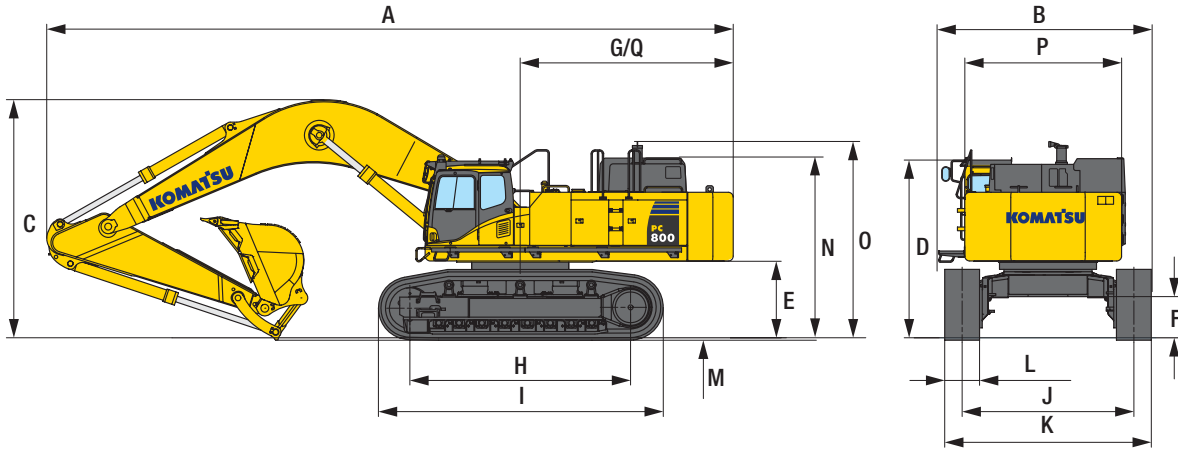
Construction..... H-leg frame with box section track-frames  
 Track assembly  
     Type..... Fully sealed  
     Shoes (each side)..... 47 (PC800LC-8: 51)  
     Tension..... Hydraulic  
 Rollers  
     Track rollers (each side)..... 8 (PC800LC-8: 9)  
     Carrier rollers (each side)..... 3



## COOLANT AND LUBRICANT CAPACITY (REFILLING)

Fuel tank..... 980 ltr  
 Radiator..... 100 ltr  
 Engine oil..... 58 ltr  
 Swing drive..... 2 x 24,5 ltr  
 Hydraulic tank..... 440 ltr  
 Final drive (each side)..... 20 ltr  
 PTO case..... 6 ltr

# MACHINE DIMENSIONS



MODEL	PC800LC-8		PC800-8	
Boom length	8.040 mm	7.100 mm	8.040 mm	7.100 mm
Arm length	3.600 mm	2.945 mm	3.600 mm	2.945 mm
A Overall length	13.995 mm	13.130 mm	13.995 mm	13.130 mm
B Overall width (incl. catwalk)	4.335 mm	4.335 mm	4.335 mm	4.335 mm
C Overall height (to top of boom)	4.850 mm	4.615 mm	4.850 mm	4.615 mm
D Overall height (to top of Komtrax antenna)	3.720 mm	3.720 mm	3.720 mm	3.720 mm
E Clearance under counterweight	1.560 mm	1.560 mm	1.560 mm	1.560 mm
F Minimum ground clearance	840 mm	840 mm	840 mm	840 mm
G Tail swing radius	4.400 mm	4.400 mm	4.400 mm	4.400 mm
H Tumbler centre distance	5.020 mm	5.020 mm	4.500 mm	4.500 mm
I Track length	6.327 mm	6.327 mm	5.810 mm	5.810 mm
J Track gauge	3.500 mm	3.500 mm	3.500 mm	3.500 mm
K Width of crawler	4.210 mm	4.210 mm	4.110 mm	4.110 mm
Width of crawler (when retracted)	3.490 mm	3.490 mm	3.390 mm	3.390 mm
L Track shoe width	710 mm	710 mm	610 mm	610 mm
M Grouser height	50 mm	50 mm	50 mm	50 mm
N Machine height (to top of engine cover)	3.665 mm	3.665 mm	3.665 mm	3.665 mm
O Machine height (to top of exhaust pipe)	4.400 mm	4.400 mm	4.400 mm	4.400 mm
P Machine cab width	3.265 mm	3.265 mm	3.265 mm	3.265 mm
Q Distance, swing center to rear end	4.345 mm	4.345 mm	4.345 mm	4.345 mm



## BUCKET OPTIONS & DIGGING FORCES

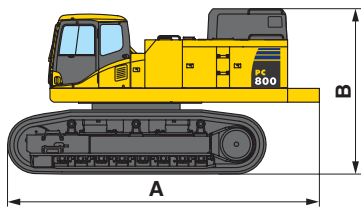
Capacity SAE	Width	Weight	7,1 m boom / 2,9 m arm	8,0 m boom / 3,6 m arm
3,6 m <sup>3</sup>	1.750 mm	3.575 kg	○	○
4,0 m <sup>3</sup>	1.950 mm	3.700 kg	○	○
4,4 m <sup>3</sup>	2.140 mm	3.800 kg	○	○
5,1 m <sup>3</sup>	2.480 mm	3.925 kg	○	○
5,6 m <sup>3</sup>	2.730 mm	4.025 kg	□	□
6,0 m <sup>3</sup>	2.920 mm	4.100 kg	□	△

Specifications and equipment may vary according to regional availability. Please consult with your distributor for the correct selection of buckets and attachments to suit the application. The recommendations are given as a guide only, based on typical operating conditions.

○ Material weight up to 1,8 t/m<sup>3</sup>  
 □ Material weight up to 1,5 t/m<sup>3</sup>  
 △ Material weight up to 1,2 t/m<sup>3</sup>

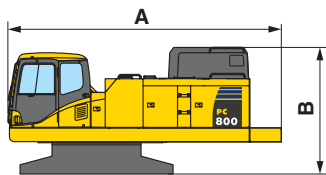
# DIMENSIONS

## UPPER STRUCTURE + UNDERCARRIAGE



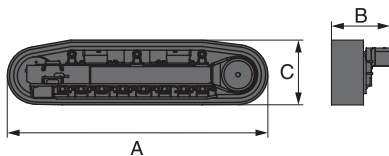
		PC800-8	PC800LC-8
A	Length	6.840 mm	7.100 mm
B	Height	3.630 mm	3.630 mm
	Overall width	3.490 mm	3.490 mm
	Weight	49.000 kg	53.000 kg

## UPPER STRUCTURE



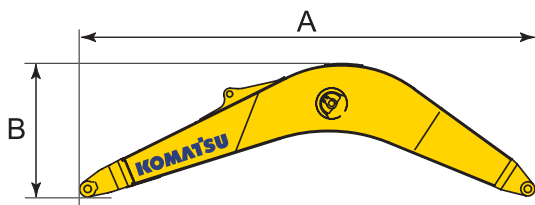
		PC800/LC-8
A	Length	6.030 mm
B	Total height	2.775 mm
	Overall width	3.290 mm
	Weight	26.500 kg

## UNDERCARRIAGE



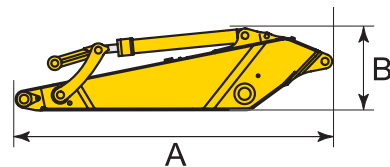
		PC800-8	PC800LC-8
	Quantity	2	2
A	Length	5.810 mm	6.327 mm
B	Overall width	1.445 mm	1.445 mm
C	Height	1.305 mm	1.305 mm
	Weight	22.500 kg (2 × 11.250 kg)	26.200 kg (2 × 13.100 kg)

## Boom



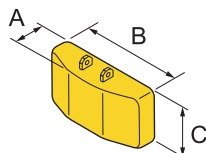
		7.100 mm	8.040 mm
A	Length	7.405 mm	8.345 mm
B	Height	2.465 mm	2.600 mm
	Overall width	1.500 mm	1.500 mm
	Weight	7.300 kg	8.100 kg

## Arm



		2.945 mm	3.600 mm
A	Length	4.075 mm	4.800 mm
B	Height	1.695 mm	1.410 mm
	Overall width	750 mm	750 mm
	Weight	4.900 kg	4.900 kg

## COUNTERWEIGHT



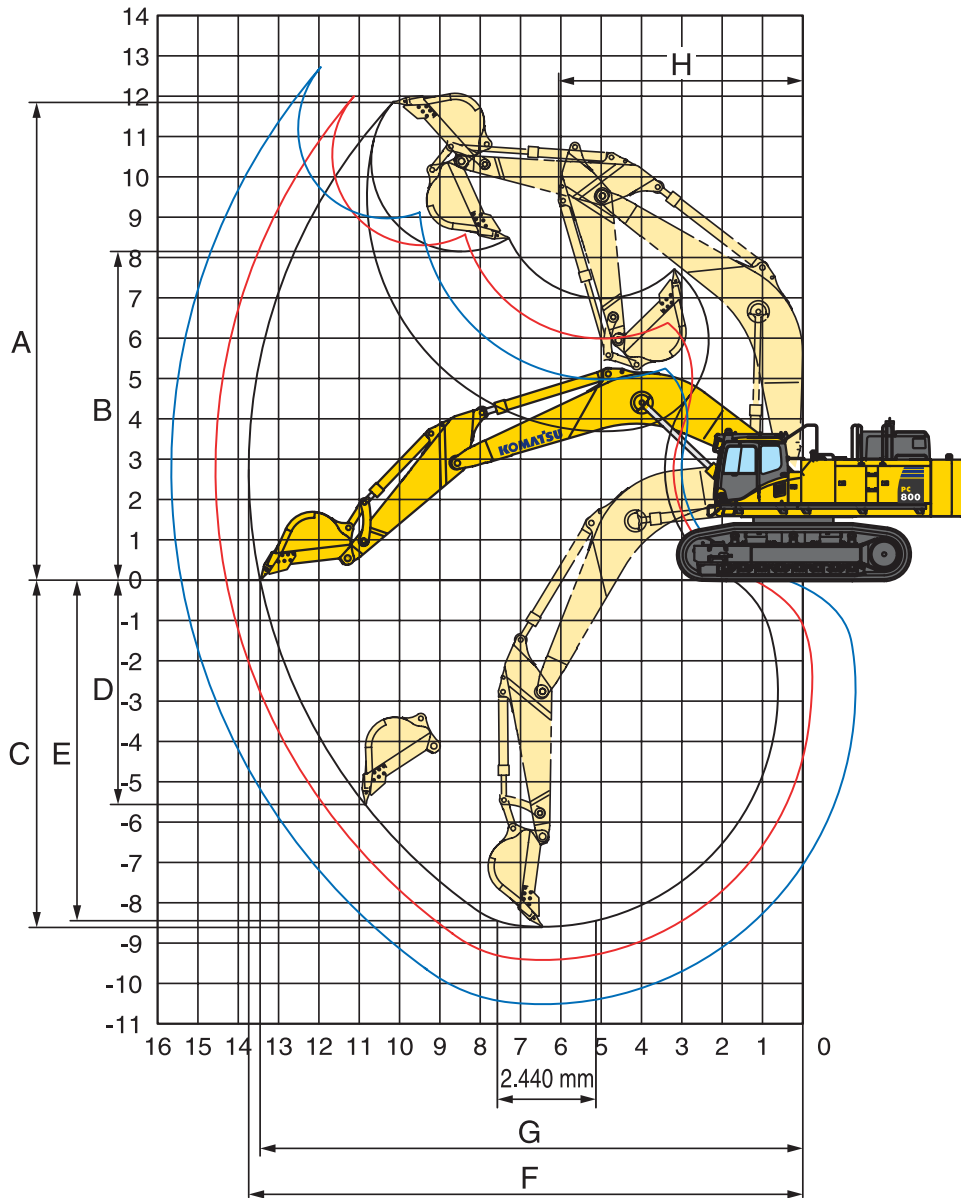
		PC800/LC-8
A	Width	930 mm
B	Length	3.195 mm
C	Height	1.530 mm
	Weight	12.000 kg

## CYLINDERS

BOOM CYLINDER		
A	Length	3.180 mm
	Weight	1.620 kg (2 × 810 kg)

ARM CYLINDER		
A	Length	2.595 mm
	Weight	1.080 kg (2 × 540 kg)

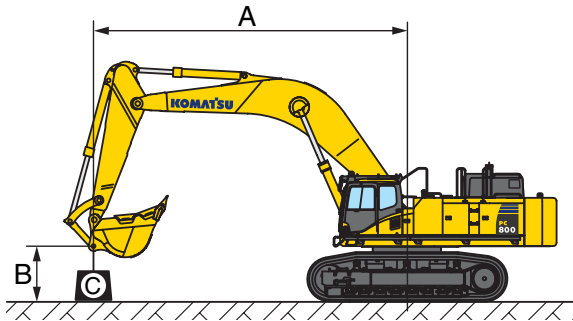
# WORKING RANGE



MODEL		PC800LC-8	PC800-8
Boom length		8.040 mm	7.100 mm
Arm length		3.600 mm	2.945 mm
A	Max. digging height	11.955 mm	11.330 mm
B	Max. dumping height	8.235 mm	7.525 mm
C	Max. digging depth	8.445 mm	7.130 mm
D	Max. vertical wall digging depth	5.230 mm	4.080 mm
E	Max. digging depth of cut for 2,44 m level	8.310 mm	6.980 mm
F	Max. digging reach	13.660 mm	12.265 mm
G	Max. digging reach at ground level	13.400 mm	11.945 mm
H	Min. swing radius	5.985 mm	5.645 mm
Bucket digging force (SAE)		32.200 kg	39.900 kg
Arm crowd force (SAE)		29.100 kg	33.800 kg
Bucket digging force (ISO)		37.000 kg	43.900 kg
Arm crowd force (ISO)		30.400 kg	34.800 kg

# LIFTING CAPACITY

## PC800-8



- A** – Reach from swing centre
- B** – Bucket hook height
- C** – Lifting capacities
- Rating over front
- Rating over side
- Rating at maximum reach

Arm length	A			9,0 m		7,5 m		6,0 m		4,5 m		3,0 m	

Heavy Lift: ON

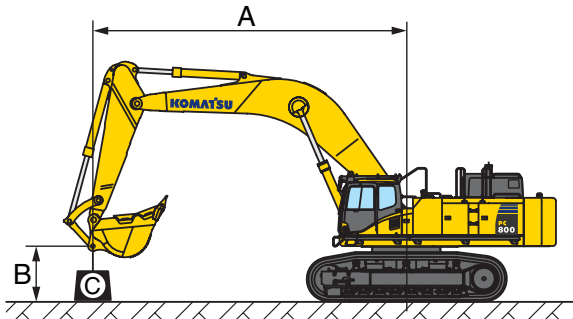
With 610 mm shoes  Boom: 7.100 mm	A			9,0 m		7,5 m		6,0 m		4,5 m		3,0 m	
7,5 m	kg	*14.050	13.300	*14.250	13.950								
6,0 m	kg	*14.250	11.200	*14.800	13.650	*16.500	*16.500						
4,5 m	kg	12.900	10.000	*15.800	13.100	*18.450	18.400	*23.100	*23.100	*32.850	*32.850		
3,0 m	kg	12.200	9.350	16.050	12.450	*20.500	17.200	*26.750	24.900				
1,5 m	kg	12.050	9.200	15.400	11.850	21.050	16.200	*29.200	23.250				
0,0 m	kg	12.500	9.500	15.000	11.450	20.350	15.550	29700	22.350	*31.650	*31.650		
-1,5 m	kg	13.700	10.450	14.850	11.350	20.100	15.300	*29.400	22.100	*39.550	37.000	*26.400	*26.400
-3,0 m	kg	16.250	12.450			20.200	15.400	*27.100	22.350	*35.700	*35.700	*40.350	*40.350
-4,5 m	kg	*17.000	16.800					*22.400	*22.400	*29.250	*29.250		

Heavy Lift: ON

With 610 mm shoes  Boom: 8.040 mm	A			9,0 m		7,5 m		6,0 m		4,5 m		3,0 m	
9,0 m	kg	*10.150	*10.150	*11.350	*11.350								
7,5 m	kg	*10.200	10.050	*11.850	*11.850								
6,0 m	kg	*10.550	8.650	*12.850	*12.850	*14.750	*14.750						
4,5 m	kg	10.200	7.750	*14.100	13.100	*16.850	*16.850	*21.700	*21.700				
3,0 m	kg	9.600	7.250	*15.400	12.250	*18.950	16.700	*25.300	23.850				
1,5 m	kg	9.400	7.000	15.000	11.450	20.350	15.500	*27.650	21.950				
0,0 m	kg	9.600	7.100	14.400	10.900	19.450	14.650	28.200	20.950	*22.150	*22.150		
-1,5 m	kg	10.200	7.600	14.050	10.550	19.000	14.250	27.800	20.600	*30.200	*30.200	*20.200	*20.200
-3,0 m	kg	11.500	8.600	14.000	10.500	18.950	14.200	*27.050	20.650	*35.650	35.050	*28.900	*28.900
-4,5 m	kg	14.000	10.550	14.300	10.800	*19.200	14.450	*24.500	21.150	*31.700	*31.700	*38.550	*38.550
-6,0 m	kg	*14.850	14.850			*15.250	15.200	*20.000	*20.000	*25.600	*25.600		

\* Load is limited by hydraulic capacity rather than tipping.  
 Ratings are based on SAE Standard No. J1097.  
 Rated loads do not exceed 87% of hydraulic lift capacity or 75% of tipping load.

PC800LC-8



- A – Reach from swing centre
- B – Bucket hook height
- C – Lifting capacities
- Rating over front
- Rating over side
- Rating at maximum reach

Arm length	A			9,0 m		7,5 m		6,0 m		4,5 m		3,0 m	

Heavy Lift: ON

With 810 mm shoes  Boom: 7.100 mm	7,5 m	kg	*14.350	14.150	*14.550	*14.550								
	6,0 m	kg	*14.550	12.000	*15.100	14.500	*16.800	*16.800						
	4,5 m	kg	*14.800	10.750	*16.150	13.950	*18.800	*18.800	*23.450	*23.450	*33.150	*33.150		
	3,0 m	kg	*15.150	10.100	*17.250	13.300	*20.850	18.200	*27.100	26.150				
	1,5 m	kg	15.400	9.950	*18.200	12.700	*22.450	17.200	*29.550	24.500				
	0,0 m	kg	15.950	10.300	*18.600	12.300	*23.200	16.550	*30.400	23.650	*32.000	*32.000		
	-1,5 m	kg	*16.750	11.250	*18.100	12.200	*22.950	16.300	*29.750	23.400	*39.950	38.900	*26.700	*26.700
	-3,0 m	kg	*17.250	13.300			*21.150	16.400	*27.450	23.600	*36.050	*36.050	*40.700	*40.700
	-4,5 m	kg	*17.350	*17.350					*22.750	*22.750	*29.600	*29.600		

Heavy Lift: ON

With 810 mm shoes  Boom: 8.040 mm	9,0 m	kg	*10.150	*10.150	*11.350	*11.350								
	7,5 m	kg	*10.200	*10.200	*11.850	*11.850								
	6,0 m	kg	*10.550	9.050	*12.850	*12.850	*14.750	*14.750						
	4,5 m	kg	*11.200	8.150	*14.100	13.700	*16.850	*16.850	*21.700	*21.700				
	3,0 m	kg	*11.900	7.650	*15.400	12.800	*18.950	17.450	*25.300	24.850				
	1,5 m	kg	11.950	7.450	*16.500	12.050	*20.650	16.200	*27.650	22.950				
	0,0 m	kg	12.200	7.550	*17.200	11.450	*21.600	15.400	*28.600	21.950	*22.150	*22.150		
	-1,5 m	kg	13.000	8.050	*17.350	11.150	*21.800	15.000	*28.350	21.600	*30.200	*30.200	*20.200	*20.200
	-3,0 m	kg	*14.000	9.100	*16.750	11.100	*21.100	14.900	*27.050	21.650	*35.650	*35.650	*28.900	*28.900
	-4,5 m	kg	*14.550	11.100	*14.900	11.350	*19.200	15.200	*24.500	22.150	*31.700	*31.700	*38.550	*38.550
-6,0 m	kg	*14.850	*14.850			*15.250	*15.250	*20.000	*20.000	*25.600	*25.600			

\* Load is limited by hydraulic capacity rather than tipping.  
 Ratings are based on SAE Standard No. J1097.  
 Rated loads do not exceed 87% of hydraulic lift capacity or 75% of tipping load.

# HYDRAULIC EXCAVATOR

## STANDARD EQUIPMENT

- Komatsu SAA6D140E-5, 370 kW turbocharged common rail direct injection diesel engine, EU Stage IIIA compliant
- Double element type air cleaner with dust indicator and auto-dust evacuator
- Cooling fan: remote hydraulically driven variable speed, reversible
- Radiator & oil cooler with fly net
- Automatic fuel line de-aeration
- Alternator 24 V/75 A
- Batteries 2 × 12 V/240 Ah
- Starter motor 24 V/11 kW
- Electronic Open-centre load sensing (E-OLSS) hydraulic system
- Auto-deceleration function
- Automatic engine warm-up system
- Engine overheat prevention system
- Multi-function colour monitor with equipment management monitoring system (EMMS)
- Working mode selection system (power mode, economy mode)
- Heavy lift mode
- Pump and engine mutual control (PEMC) system
- Adjustable PPC wrist control levers with 3 button controls for arm, boom, bucket and swing
- PPC control levers and pedals for steering and travel
- In-line filter for hydraulics
- Hydrostatic, 2-speed travel system with automatic shift and planetary triple reduction final drives, and hydraulic travel and oil disc parking brakes
- SpaceCab™; highly pressurised and tightly sealed viscous mounted cab with tinted safety glass windows, opening roof hatch with window pull-up type front window with locking device, removable lower window, front window wiper with intermittent feature, ashtray, luggage box, floor mat, cigarette lighter, sun roller blind, bottle holder & magazine rack
- Air conditioning
- Stereo radio cassette
- Step light with timer
- 12 Volt power supply
- Fully adjustable heated air suspension seat
- Track frame undercovers
- Beacon
- Additional cab roof lights
- Machine cab handrails and catwalk
- Remote greasing for swing circle and pins
- Lockable fuel cap and covers
- Parts book and operator manual
- Engine ignition can be password secured on request
- Standard colour scheme and decals
- 2 mode boom control
- KOMTRAX™ Komatsu Tracking System
- Audible travel alarm
- Toolkit and spare parts for first service

## OPTIONAL EQUIPMENT

- 8,0 m boom and 3,6 m arm
- 7,1 m boom and 2,9 m arm
- 610, 710, 810, 910, 1.010, 1.110 mm wide double grouser shoes
- Hydraulic control unit for breaker (preparation)
- Boom safety valves
- Arm safety valves
- OPG Level II top guard (FOPS)
- OPG Level II front guard (FOPS)
- Full length track roller guards
- Extra additional track roller guard (2 per side is std.)
- Bio oil
- Rain visor (not with OPG)
- Lower wiper



**Komatsu Europe International NV**  
 Mechelsesteenweg 586  
 B-1800 VILVOORDE (BELGIUM)  
 Tel. +32-2-255 24 11  
 Fax +32-2-252 19 81  
[www.komatsueurope.com](http://www.komatsueurope.com)